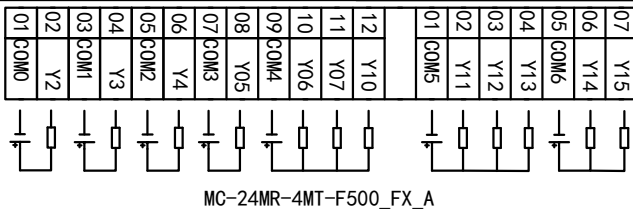

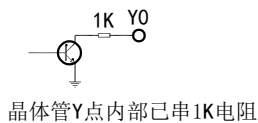


Y2 Y3做脉冲方向时，继电器输出那里请不要使用。

MC-24MR-4MT-500\_FX\_A接线图V2



MC-24MR-4MT-F500\_FX\_A



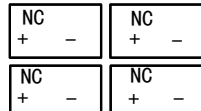
PLC运行开关

PLC下载口 USB COM1

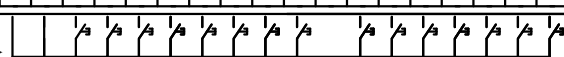
触摸屏下载口



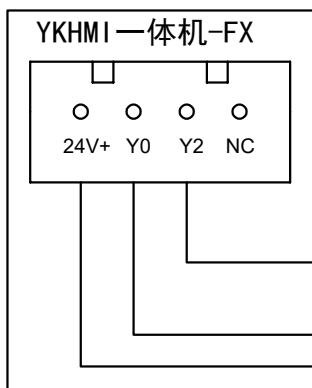

触摸屏系统按键



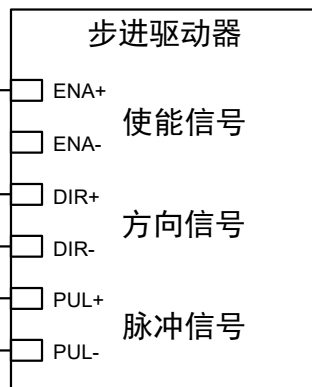
直流24V电源输入



输入属于NPN型，不需要外接电源，直接短接COM和X点即可



中间不用电阻



产品合格证

生产日期		检验结论	合格	检验员	
------	--	------	----	-----	--